

READ ME FIRST!

HANDHELD 2016, 3016, 5016, 3016 IAQ

Thank you for purchasing a Lighthouse Worldwide Solutions HANDHELD Particle Counter!

The information below will help you set up and begin operating your HANDHELD Instrument.



Your Operating Manual is on the CD. See the CD cover for instructions.

PRE-INSTALLATION CHECK LIST

Unpack instrument and inspect for shipping damage.

Verify that package contents match the packing list.

Remove the black Inlet Nozzle cap.

1 - To install the battery, turn off the power switch on the side of the instrument. Look for the battery door on the bottom of the unit and slide it outward to unlock it.



2 - Swing the door open.



3 - Pull the battery release ribbon out of the cavity and place the battery on top of the ribbon.



4 - Push the battery inward until it clicks into place.



5 - Tuck the release ribbon over the top of the battery and into the cavity.



6 - Close the battery door so that it is flush with the bottom of the HANDHELD.




7 - Slide the door to the right until you feel it click and latch.

(See reverse for more information)


8 - Connect the AC power cord to the AC adapter.

9 - Attach the AC power adapter connector to the instrument.

10 - Attach the power cord to AC service.



Allow the battery to charge for a full eight hours before using the instrument on battery power.

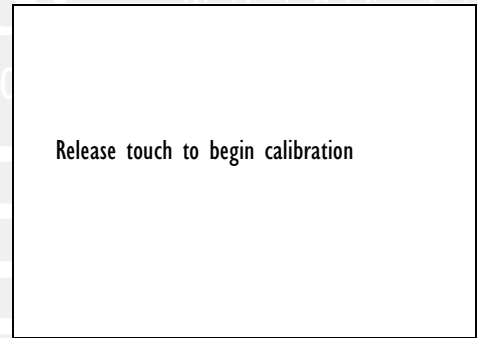


11 - While touching anywhere on the screen, turn the instrument on using the switch next to the power input.



12 - After initializing, the instrument should display this screen ---->

13 - Remove your finger from the screen to begin the calibration of the handheld touch screen, as shown below.



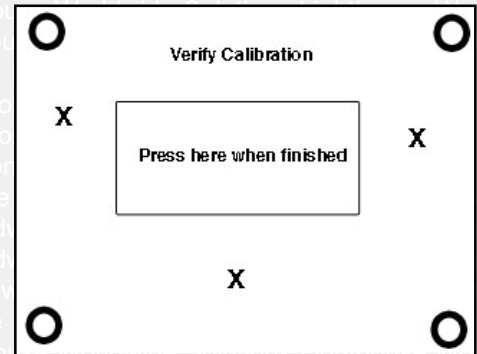
Using a PDA stylus will provide greater accuracy while performing these steps.



Once the screen calibration is complete, it may be verified by touching anywhere outside the center rectangle.

The instrument will place an 'X' wherever the screen is touched.

14 - Press in the center of the rectangle when finished.



With a fully charged battery and the screen calibrated, your **HANDHELD** is ready for use.

For assistance or further information, please contact techsupport@golighthouse.com.

Lighthouse Worldwide Solutions

www.golighthouse.com

1-866-507-9200

PN 248083223-1 Rev 3